



**ORDER TODAY & HAVE IT SHIPPED IN AS SOON AS SEVEN DAYS!\***

AVAILABLE 10K QUICKSHIP MODELS - LIMIT 3 PER ORDER: STANDARD POWER AND HEIGHT IN BLUE AND BLACK ONLY

**SPOA10N20MOBL  
SPOA10N20MOBK**

**\*7 DAYS FROM RECEIPT OF ORDER FROM ROTARY. ONLY BLUE AND BLACK LIFT MODELS ARE AVAILABLE FOR QUICKSHIP DELIVERY.**

\*ALL OTHER SPOA10-AV LIFT MODELS AVAILABLE WITH CURRENT LEAD TIMES.



# SPOA10-AV

**WITH ALL-VEHICLE (AV) LIFT ARMS**

INTRODUCING THE ONE LIFT TO SERVICE THEM ALL.




MODEL SHOWN: SPOA10N20MOBK



MODEL SHOWN: SPOA10N20MOBL

**The next evolution in vehicle lift technology is here.**

The industry's original & best-selling asymmetrical lift now features Rotary's patent-pending, revolutionary **ALL-VEHICLE LIFT ARMS**.



10,000 lbs. capacity AV arms lift and service practically all roadgoing vehicles on ONE LIFT, including:\*

- Battery Electric
- Exotic Low Profile
- Truck Frame
- Unibody Cars & SUVs

\*Within the lift's rated capacity

# SIMPLY. LIFTING. EVERYTHING.

## ULTIMATE LIFTING VERSATILITY

With the shortest arm retraction and largest pickup range of any two-post lift, Rotary's AV lift arms simplify your shop and give technicians the flexibility and clearance needed to service any vehicle.

## EASY SPOTTING & POSITIONING

Rotary's new AV Arms allow you to properly lift any vehicle on recommended OEM pickup points. Get more vehicles in the shop and on the lift faster with easy spotting and superior lifting capabilities.



**You won't have to turn away business with Rotary's new, revolutionary AV Arm design!**



SCAN TO VIEW  
PRODUCT VIDEO


## THE HIGHEST CAPACITY LOW-PROFILE LIFT AVAILABLE

With the industry's lowest profile arm height available of any 10,000 lb. capacity two-post lift, technicians can easily spot lower profile vehicles without worry.

## THE LOWEST ADAPTER HEIGHT IN THE INDUSTRY

The outer arm and adapter height are the same measurement reducing any possibility the arm makes contact with vehicle underbodies.

The adjustable, low adapter height allows the needed reach to easily spot, lift and repair unibody, exotic and battery electric vehicles.



Reach small, specific pick-up points on EVs with the needed clearance to remove propulsion batteries.



# THE ONLY LIFT YOU NEED.

## 20% MORE REACH

THAN 3-STAGE ARMS WITH THREAD-UP ADAPTERS

**Shortest arm retraction in the market by up to 9"**

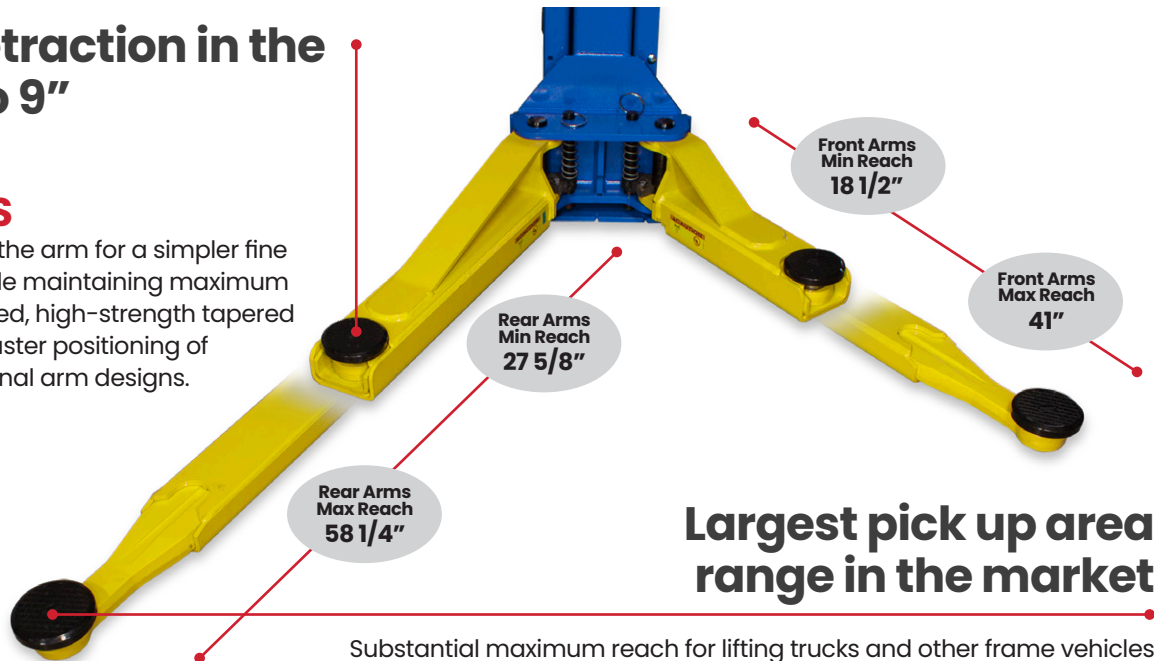
### PATENT-PENDING ALL-VEHICLE ARMS

Innovative design streamlines the arm for a simpler fine adjustment of the adapter while maintaining maximum reach and retraction. Engineered, high-strength tapered arm design allows for easier, faster positioning of adapters compared to traditional arm designs.



## 30% LARGER ARM SWEEP

THAN CONVENTIONAL 2-STAGE ARMS WITH FLIP-UP ADAPTERS



**Largest pick up area range in the market**

Substantial maximum reach for lifting trucks and other frame vehicles

## Comes standard with adjustable round, truck & stackable adapter extensions

Include two sets (four each) of 3 1/2" and 5 1/4" stackable adapter extensions with storage rack.



### ROUND ADAPTERS

For lifting unibody and battery electric vehicles.

Set of four polymer pad round adapters thread-up to allow protection of vehicle underbody components or undercoating for no metal on metal contact.



### TRUCK ADAPTERS

For use on framed vehicles.

Set of four adjustable thread-up adapters with rubber pads for protection of underbody vehicle components or undercoating.





# Rotary SPOA10-AV

## FEATURES & SPECIFICATIONS

ACCOMMODATE ALL VEHICLE TYPES UNDER 10,000 LBS.

**Service a broader range of vehicles with one innovative ALL-VEHICLE arm design!**

**True asymmetrical rotated column design!**

- NEW All-Vehicle Arms
- Original "Double S" column design
- Performance tested to 20K lift cycles
- Nationwide support

**QUICKSHIP ONLY AVAILABLE MODELS. LIMIT 3 PER ORDER.**

MODEL SHOWN: SPOA10N20MOBL

### SPECIFICATIONS

BL = Blue / BK = Black

### ALL-VEHICLE ARMS

Standard with round & truck adapters

STANDARD POWER	SPOA10N20MOBL SPOA10N20MOBK
MAX RISE*	81 1/2"
Overall Height	11' 11 1/2"
Overall Width	11' 5 1/2"
Drive-Thru Clearance	95 1/4"
Inside Columns	107 1/4"
Front Arm Reach: Min/Max	18 1/2" / 41"
Rear Arm Reach: Min/Max	27 5/8" / 58 1/4"
Min Adapter Height	3 3/8"
Speed of Rise	45 seconds
Speed of Descent	40 seconds
Ceiling Height Minimum	12'
Min. Bay Size	12' x 24'

# LT35A Rotary AIR-HYDRAULIC LIFT TABLE

3,500 lb. Capacity

## SERVICE ELECTRIC VEHICLES SAFELY!



Rotary's NEW LT35A lift table is designed to service batteries on hybrid and electric vehicles. Give your service options a lift!



SCAN TO VIEW PRODUCT VIDEO

\* Rise measures the highest position of the adjustable adapters with use of supplied adapter extensions from floor to full cylinder stroke.

\*\*Actual rise and descent times vary depending on vehicle weight. Heights and widths reflect standard settings.

**QUICKSHIP ELIGIBLE 2 post lift colors come with your choice of blue or black. \*ALL OTHER SPOA10-AV LIFT MODELS AVAILABLE WITH CURRENT LEAD TIMES.**



Rotary is the world leader in service bay solutions offering a broad range of equipment and accessories to make any service bay safer and more productive.

For a complete guide to our product offering or to contact your local distributor, visit us at [www.RotarySolutions.com](http://www.RotarySolutions.com) today.

If you need assistance or have questions, we're here to help:

800.445.5438 / Sales: [insidesales@vsgdover.com](mailto:insidesales@vsgdover.com) / Support: [technicalsupport@rotarylif.com](mailto:technicalsupport@rotarylif.com)



### ROTARY

2700 Lanier Drive  
Madison, IN 47250, U.S.A.

Lit# SPOA10AV SERIES Brochure.2024.07

©2024 VEHICLE SERVICE GROUP  
All Rights Reserved. Unless otherwise indicated, ROTARY, VEHICLE SERVICE GROUP, DOVER and all other trademarks are property of Dover Corporation and its affiliates. Printed in U.S.A.

Product specifications, part numbers, images and component descriptions are subject to change without notice or liability.